

DES SENSEURS POUR EXPLORER LA GRAVITATION DANS LE SYSTÈME SOLAIRE

(Le projet SAGAS)



peter.wolf@obspm.fr



Plan

- Gravitation Experimentale, GREX, GRAAPH

SAGAS:

- Introduction
- Description générale de SAGAS
- Objectifs scientifiques
- Instruments et sensibilité
- Trajectoire et Satellite
- Physique fondamentale
- Exploration du Système Solaire
- Conclusion

Gravitation et Expérience

Astronomie

Ondes gravitationnelles.
Syst. de ref. temps-espace.
Mesures grav. spatiales
géodésiques et syst. solaire

Phys. Fondamentale

Théories de la gravitation.
Phénoménologie à toute échelle.
Matière, Energie noire.

Physique atomique

Optique quantique (laser).
Horloges.
Senseurs inertiels.

GRAVITATION EXPERIMENTALE

GDR GREX

1995 – 2006

> 30 équipes françaises

Forte implication internationale (EU, USA, AUS,...)

Point fédérateur sur cette thématique

Accompagnement de projets (VIRGO, μ SCOPE, ACES/PHARAO,...)

L'avenir

Un périmètre possible pour un Programme National :

- Physique fondamentale depuis l'espace, en particulier métrologie temps-fréquence
- Astronomie fondamentale, systèmes de référence, astrométrie, mécanique céleste et spatiale
- Géodésie fondamentale depuis l'espace, en particulier géodynamique globale

Plusieurs thématiques fédératrices et des ouvertures vers d'autres disciplines

Travail déjà engagé en particulier au sein du groupement « GRAAPH » qui organise un atelier aux journées de la SF2A au coté des Programmes Nationaux et Actions Spécifiques de l'INSU

SAGAS

(Search for Anomalous Gravitation with Atomic Sensors)
ESA Cosmic Vision 2015-2025

Quantum Physics Exploring Gravity in the Outer Solar System

> 70 participants from:

- **France:** SYRTE, IOTA, LKB, ONERA, OCA, LESIA, IMCCE, Université Pierre et Marie Curie Paris VI, Université Paul Sabatier Toulouse III
- **Germany:** IQO Leibniz Universität Hannover, ZARM, PTB, MPQ, Astrium, Heinrich Heine Universität Düsseldorf, Humboldt Universität Berlin, Universität Hamburg, Universität Ulm, Universität Erlangen
- **Great Britain:** National Physical Laboratory
- **Italy:** LENS, University of Firenze, INFN, INRIM, Università di Pisa, INOA Firenze, Politecnico Milano
- **Portugal:** Instituto Superior Técnico
- **Austria:** University of Innsbruck
- **Canada:** NRC
- **USA:** JPL, NIST, JILA, Global Aerospace Corp., Stanford University, Harvard University
- **Australia:** University of Western Australia

Introduction

- Gravitation is well described by General relativity (GR).
- GR is a classical theory, which shows inconsistencies with quantum field theory.
- All unification models predict (small) deviations of gravitation laws from GR.
- Gravity is well explored at small (laboratory) to medium (Moon, inner planets) distance scales.
- At very large distances (galaxies, cosmology) some puzzles remain (galactic rotation curves, SNR redshifts, dark matter and energy,).
- The largest distances explored by man-made artefacts are of the size of the outer solar system \Rightarrow carry out precision gravitational measurements in outer solar system.

- Kuiper Belt (≈ 40 AU, ≈ 1000 KBOs since 1992), the disk from which giant planets formed is largely unexplored.
- Known mass ($M_{\text{KB}} \approx 10^{-1} M_{\text{E}}$) about 100 times too small for in situ formation of KBOs.
- KBO masses only inferred from albedo and density hypothesis (\Rightarrow uncertainty).
- “In situ” gravitational measurements yields exceptional information on M_{KB} , overall mass distribution, and individual KBO masses (+ discover new KBOs ?)
- Measurements during planetary fly by (Jupiter) can yield highly accurate determination of planetary gravity.

SAGAS: Overview

Payload:

1. Cold atom absolute accelerometer, 3 axis measurement of local non-gravitational acceleration.
2. Optical atomic clock, absolute frequency measurement (local proper time).
3. Laser link (frequency comparison + Doppler for navigation).

Trajectory:

- Jupiter flyby and gravity assist (≈ 3 years after launch).
- Reach distance of ≈ 39 AU (15 yrs nominal) to ≈ 53 AU (20 yrs, extended).

Measurements:

- *Gravitational trajectory of test body (S/C):* using Doppler ranging and correcting for non-gravitational forces using accelerometer measurements.
- *Gravitational frequency shift of local proper time:* using clock and laser link to ground clocks for frequency comparison.


\Rightarrow Measure all aspects of gravity !

Science Objectives: Overview


Science Objective	“Should”	“Could”	Comments
Test of Universal Redshift	$1 \cdot 10^{-9}$ of GR prediction	$1 \cdot 10^{-9}$ of GR prediction	10^5 gain on present
Null Redshift Test	$1 \cdot 10^{-9}$ of GR prediction	$1 \cdot 10^{-9}$ of GR prediction	10^3 gain
Test of Lorentz Invariance	$3 \cdot 10^{-9}$ IS test (“time dilation test”)	$5 \cdot 10^{-11}$ IS test	10^2 to 10^4 gain, fct. of trajectory
PPN test	$\delta(\gamma) \leq 1 \cdot 10^{-7}$	$\delta(\gamma) \leq 10^{-8}$	10^2 to 10^4 gain, dep. on δa_{NG} when using accel. + model
Large Scale Gravity	- Fill exp. data gap for scale dependent modif. of GR - Identify and measure PA to < 1% per year of data	- Provide evidence for violation of GR at large scale	Different observation types and large range of distances will allow detailed “map” of large scale gravity
Kuiper Belt (KB) Total Mass	$\delta M_{KB} \leq 0.03 M_E$	$\delta M_{KB} \approx 10^{-3} M_E$	Dep. on mass distribution and correlation of clock meas.
KB Mass Distribution	Discriminate between different common candidates	Provide major insight into solar system formation processes	Will contribute significantly to solution of the “KB mass deficit” problem
Individual KB Objects (KBOs)	Measure M_{KBO} at $\approx 10\%$	- Measure M_{KBO} at $\approx 1\%$ - Discover new KBOs	Depending on distance of closest approach
Planetary Gravity	-Jupiter Gravity at $\leq 10^{-10}$ -Study Jupiter and its moons	Precise gravity of Uranus or Neptune	- 10^2 gain on present for Jupiter -dep. on options for 2 nd fly-by
Variation of Fund. Const.	$\delta\alpha/\alpha \leq (2 \cdot 10^{-4}) \delta(GM/rc^2)$	$\delta\alpha/\alpha \leq (2 \cdot 10^{-4}) \delta(GM/rc^2)$	250 -fold gain on present
Upper limit on Grav. Waves	$h \leq 10^{-18}$ @ 10^{-5} to 10^{-3} Hz	- Extend to 10^{-6} - 10^{-7} Hz -obs. unexpectedly large GW	Depends on ability to model low frequency motion of S/C
Technology Development	Develops S/C and ground segment technologies for wide use in future missions (interplanetary timing, navigation, broadband communication,...)		

Payload: Accelerometer

- Atom interferometer, using laser cooled Cs atoms as “test masses”.
- Interrogation of atoms using Raman laser pulses in 3D (sequentially).
- Ground atom interferometers have uncertainties comparable to best “classical” methods, $\approx 10^{-8} \text{ m/s}^2$, limited by vibrations, Earth rotation, atmosphere, tides....
- In a quiet space environment, with possibility of long interrogation times (2 s) expect:
 $\sqrt{S_a(f)} = 1.3 \cdot 10^{-9} \text{ m/s}^2 \text{ Hz}^{-1/2}$ (limited by RF stability, PHARAO quartz USO)
Absolute accuracy $5 \cdot 10^{-12} \text{ m/s}^2$.
- “Classical” space accelerometers have $\sqrt{S_a(f)} = 10^{-10} \text{ m/s}^2 \text{ Hz}^{-1/2}$ (GRACE), or better (10^{-12} GOCE, μ SCOPE; 10^{-15} LISA) with bias calibration at $4 \cdot 10^{-11} \text{ m/s}^2$ (ODYSSEY).
- Based to a large extent on PHARAO technology and HYPER study.



“Accelerometer”
part



Payload: Optical Clock

- Single trapped ion optical clock, using Sr^+ with 674 nm clock transition.
- Other options kept open (Yb^+ , Ca^+ , ...) subject to development of laser sources.
- Provides narrow and accurate laser:

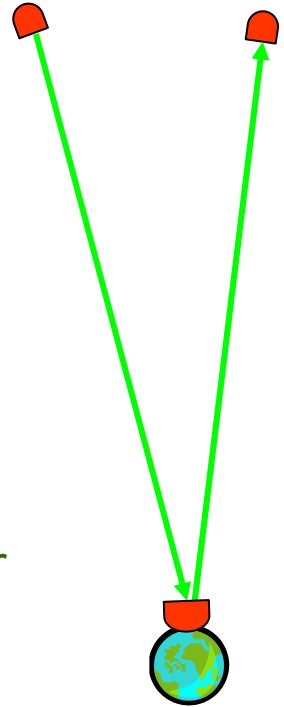
Stability: $\sigma_y(\tau) = 1 \cdot 10^{-14} / \sqrt{\tau}$ (τ = integration time in s)
Accuracy: $\delta y \leq 1 \cdot 10^{-17}$ in relative frequency ($y = \delta f/f$)

- Best ground trapped ion optical clocks show $\sigma_y(\tau) = 7 \cdot 10^{-15} / \sqrt{\tau}$ and $\delta y \leq 3 \cdot 10^{-17}$.
- Challenge for SAGAS is not performance but space qualification and reliability.



Payload: Optical Link

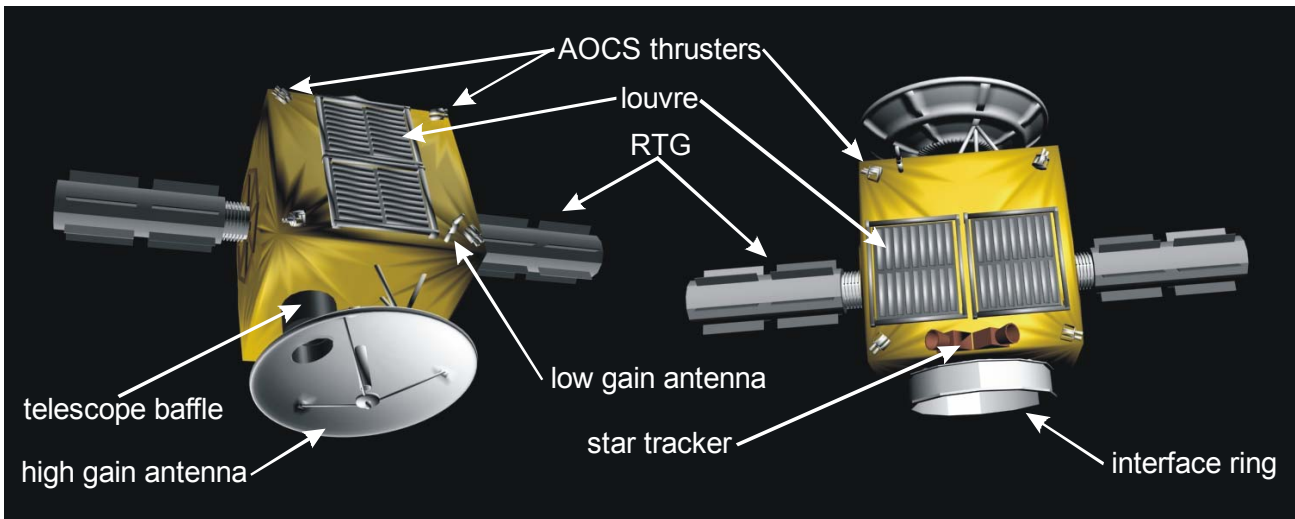
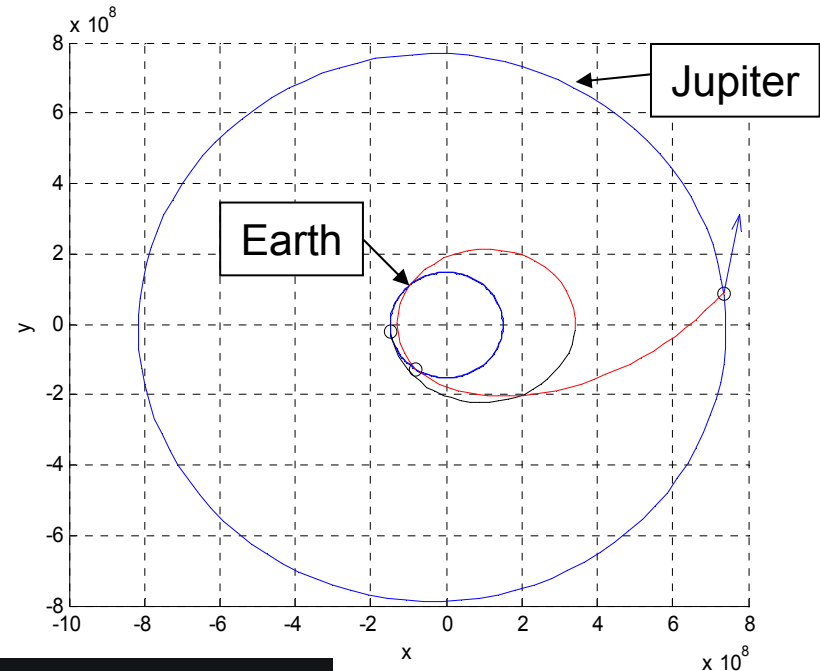
- Independent up and down link.
- Heterodyne frequency measurement with respect to local laser.
- Combine on board and ground measurements (asynchronous) for clock comparison (= difference) or Doppler (= sum).
- 1 W emission, 40 cm telescope on S/C (LISA), 1.5 m on ground (LLR).
- 22000 detected photons/s @ 30 AU. (LLR < 1 photon/s).
- Takes full advantage of available highly stable and accurate clock laser and RF reference.



Observable	Performance		Remarks
	Noise	Bias	
Doppler (D_v)	$S(f) = (1 \cdot 10^{-28} + 4.4 \cdot 10^{-23} f^2) \text{ Hz}^{-1}$	$< 10^{-17}$	Clock and Troposphere limited
Frequency diff. (y)	$S(f) \ll 10^{-28} \text{ Hz}^{-1}$	$\ll 10^{-17}$	Well below clock performance
Ranging (r)	$4 \text{ km}^2 \text{ Hz}^{-1}$	$< 3 \text{ m}$	FSK or PSK modulation at 1 kHz Satellite at 30 AU
Data transfer	$\approx 3000 \text{ bps}$		

Trajectory and Spacecraft

- Present baseline: Ariane 5 ECA + propulsion module; ΔV -EGA + Jupiter GA @ 22.6 km/s 3 years after launch.
- 38 AU after 15 yrs (nominal), 53 AU after 20 yrs (extended).
- Can be shortened (- 2 yrs) by using larger launcher (Ariane 5 ECB, Atlas 5, Delta IV).
- Total: 950 kg, 390 W (incl. 20% margin).



Fundamental Physics: Non-metric gravity

In GR:
$$\frac{d\tau_S}{dt} - \frac{d\tau_G}{dt} = \frac{w_G - w_S}{c^2} + \frac{v_G^2 - v_S^2}{2c^2} + O(c^{-4})$$

- Gravitational frequency shift
- w = Newtonian potential (determined from ephemerides)
- Test of LPI (part of equivalence principle)
- 10^{-9} measurement
- 10^5 improvement on present knowledge (GP-A)
- Also tests for coupling between gravity and e-m interaction (variation of α with grav. field).
- 250 fold improvement on present.

- 2nd order Doppler (Special Relativity)
- Ives-Stilwell test
- 10^2 to 10^4 improvement on present (TPA in particle accelerator)
- Depends on signal propagation direction with respect to CMB anisotropy.

Violation implies non - metric description of Gravitation

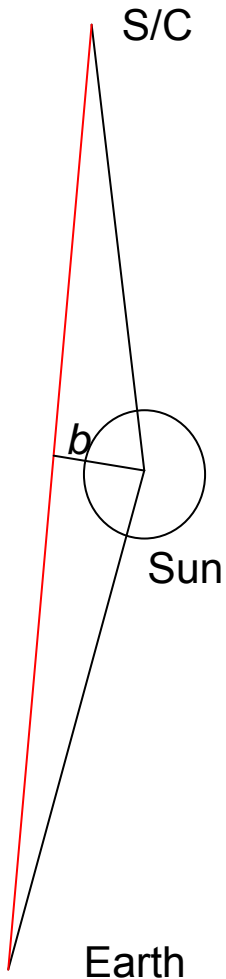
Fundamental Physics: Metric gravity

$$\delta D_\nu(t) \approx \frac{d}{dt} \left[2(1+\gamma) \frac{GM}{c^3} \ln \left(\frac{4r_S r_G}{b^2} \right) \right] \approx -4(1+\gamma) \frac{GM}{c^3 b} \frac{db}{dt}$$

PPN parameter, in GR $\gamma=1$

- Gravitational time delay (Shapiro delay)
- Large variation during occultation \Rightarrow effect on Doppler observable
- Test of metric theories (Parametrised Post-Newtonian framework)
- 10^{-7} to 10^{-9} uncertainty on γ
- 10^2 to 10^4 improvement on present knowledge (Cassini)
- Well within region where some unification models predict deviations (10^{-5} to 10^{-7}).
- Takes advantage of laser and X-band (solar corona effect), and accelerometer (precise knowledge of S/C motion).
- Jupiter occultation allows for independent “test” (100 times less precise).

**Violation allows metric description of Gravitation
but not GR**



Fundamental Physics: Scale dependent gravity

Search for a deviation

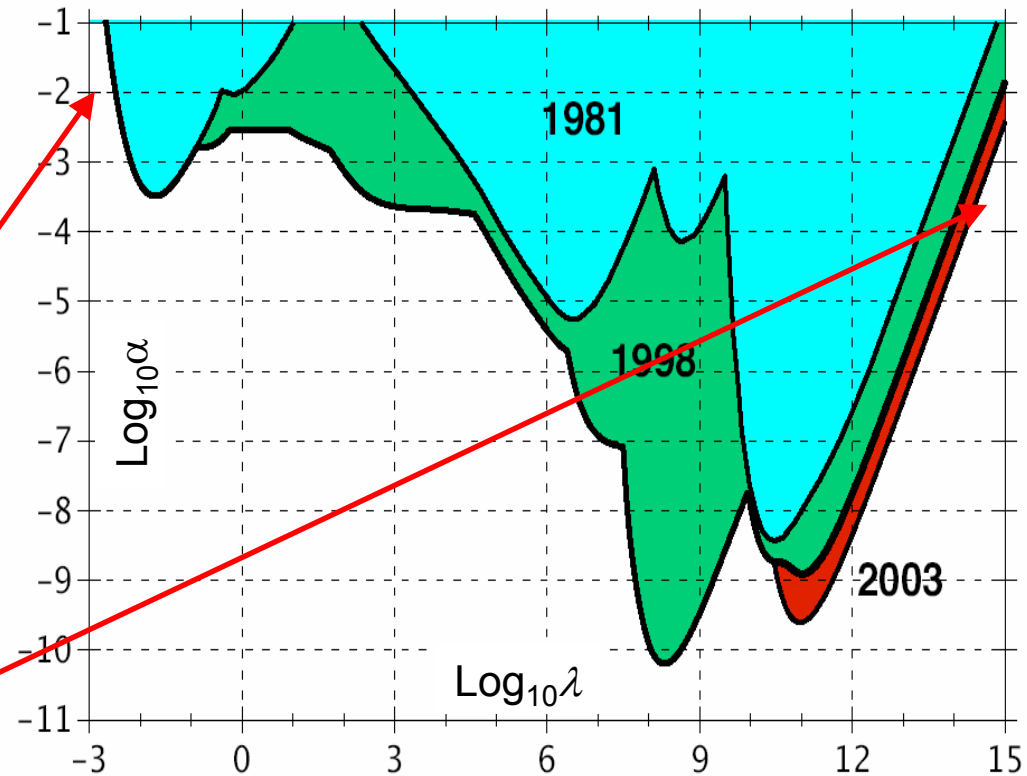
$$g_{00} = [g_{00}]_{\text{GR}} + \delta g_{00}$$

For example under the form
of a Yukawa correction

$$\delta g_{00}(r) = 2\phi(r) \alpha \exp\left(-\frac{r}{\lambda}\right)$$

Windows remain
open for deviations
at short ranges

or long ranges



Courtesy : J. Coy, E. Fischbach, R. Hellings,
C. Talmadge, and E. M. Standish (2003)

Fundamental Physics: Large scale gravity test (Pioneer example)

- Pioneer 10 and 11 data show unexplained almost constant Doppler rate ($a_p \sim 8.7 \cdot 10^{-10} \text{ m/s}^2$) between 20 AU and 70 AU.

Some conventional and “new physics” hypotheses (non exhaustive):

C1: Non-gravitational acceleration (drag, thermal, etc...)

C2: Additional Newtonian potential (Kuiper belt, etc...)

C3: Effect on Pioneer Doppler (DSN, ionosphere, troposphere, etc...) that also effects SAGAS ranging (sum of up and down link) but not the time transfer (difference of up and down link).

C4: Effect on Pioneer Doppler that has no effect on SAGAS ranging or time transfer (eg. ionosphere $\propto 1/f^2$)

P1: Modification of the metric component g_{00} ("first sector" in Jaekel & Reynaud, Moffat...)

P2: Modification of the metric component $g_{00}g_{rr}$ ("second sector" in Jaekel & Reynaud)

Large scale gravity sensitivity (Pioneer example)

Orders of magnitude of measurable effect with 1 year of data, satellite on radial trajectory, $v \sim 13$ km/s, $r \sim 30$ AU, $a_p \sim 8.7 \cdot 10^{-10}$ m/s² :

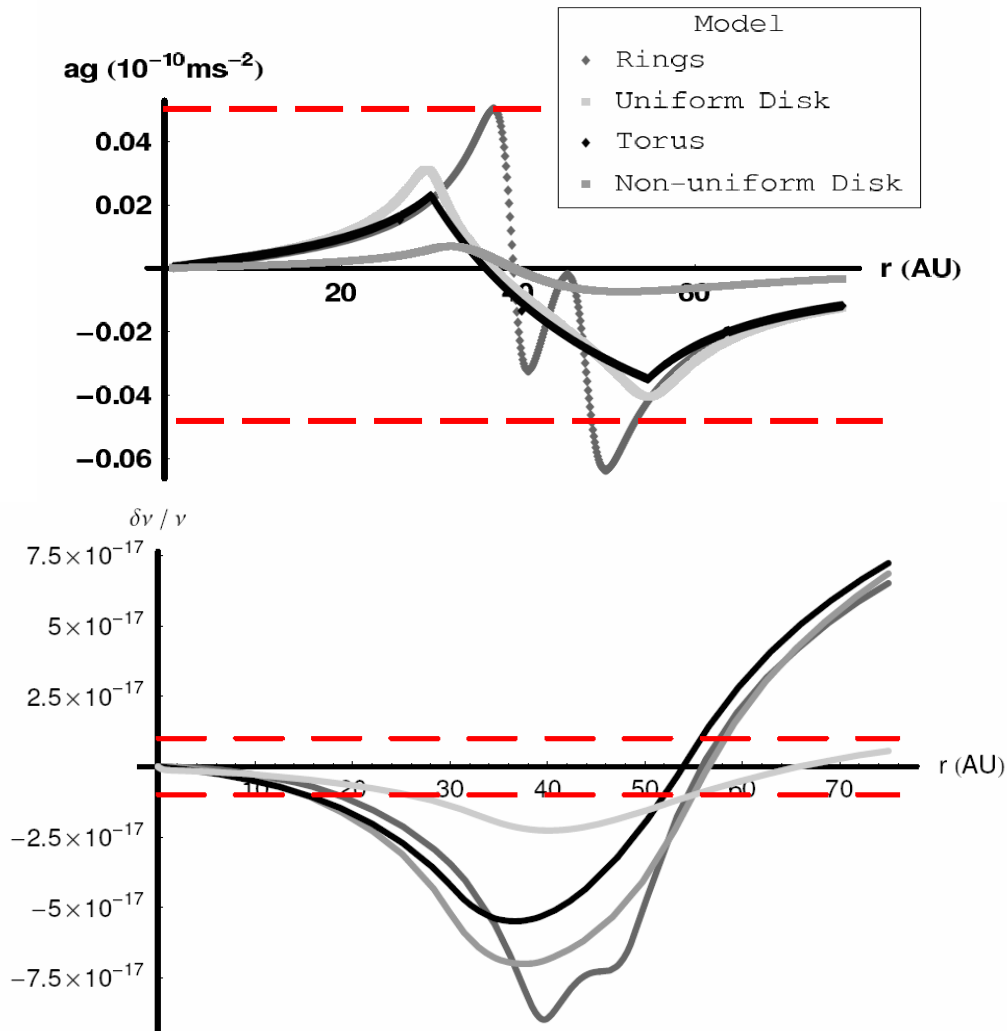
Observable uncertainty	Acc. / ms ⁻² ($5 \cdot 10^{-12}$)	Clock ($1 \cdot 10^{-17}$)	Doppler ($< 10^{-13}$)
C1	$8.7 \cdot 10^{-10}$	$4 \cdot 10^{-15}$	$2 \cdot 10^{-10}$
C2	-	$5 \cdot 10^{-14}$	$2 \cdot 10^{-10}$
C3	-	-	$2 \cdot 10^{-10}$
C4	-	-	-
P1	-	$5 \cdot 10^{-14}$	$2 \cdot 10^{-10}$
P2	-	$-9 \cdot 10^{-14}$	$2 \cdot 10^{-10}$

Accelerometer limitation

“-” = no anomaly effect

- All instruments show sensitivity of 10^{-3} or better \Rightarrow measurement of “fine structure” and evolution with r and t , ie. rich testing ground for theories.
- Complementary instruments allow good discrimination between hypotheses
- C2 and P1 are phenomenologically identical (identical modification of Newtonian part of metric in g_{00}) but precise measurement will allow “fine tuning”
- Longer data acquisition will improve most numbers

Solar System Exploration: Kuiper Belt



Kuiper belt mass distribution models, with $M_{\text{KP}} = 0.3 M_{\text{E}}$

- Remnant of disc from which giant planets formed.
- Mass deficit problem (100 times less than expected from in situ formation of KB objects).
- Acceleration sensitivity insufficient to distinguish between models ($\propto 1/r^2$).
- But clock well adapted for measurement of diffuse, large mass distributions ($\propto 1/r$).
- Depending on distribution SAGAS can determine M_{KB} with $\delta M_{\text{KB}} \approx 10^{-2} M_{\text{E}}$ to $10^{-3} M_{\text{E}}$

Provided by O. Bertolami et al.

Solar System Exploration: KBOs and Planets

Object	Semi major axis / AU	Estimated Mass/ 10^{21} kg	$\delta M/M$ @ 0.5 AU	$\delta M/M$ @ 0.2 AU
Pluto	39.5	13.05	0.03	0.005
(136108) 2003 EL ₆₁	43.3	4	0.1	0.02
(136472) 2005 FY ₉	45.8	4	0.1	0.02
Quaoar	43.4	2	0.2	0.03
Ixion	39.7	0.6	0.7	0.1

- Trajectory (accelerometer) more sensitive at distances < 1.2 AU.
- Use trajectory to measure characteristics of individual objects, clock to subtract “background”.
- Possibility to discover new objects

Planet	$\delta GM/GM$ (present)	r_C / AU
Jupiter	$2 \cdot 10^{-8}$	0.15
Saturn	$3 \cdot 10^{-8}$	0.1
Uranus	$2 \cdot 10^{-6}$	0.3
Neptune	$2 \cdot 10^{-6}$	0.4

- Below r_C uncertainty from planet larger than measurement accuracy.
- Improve on present knowledge when sufficiently approaching planet.
- @ 0.01 AU achieve 10^2 to 10^3 improvement.
- Closest approach to Jupiter will be 0.004 AU
 \Rightarrow Improve knowledge on Jupiter, maybe others.

Astronomy and Cosmology: Upper limits on low frequency grav. Waves (GW)

- Doppler observable can be used to search for GW of frequency $\approx c/L$.
- Strain sensitivity $\approx 10^{-14}/\sqrt{\text{Hz}}$ at 10^{-5} to 10^{-3} Hz.
- Insufficient to constrain cosmic stochastic GW background below present limits (Pulsar timing).
- Would need to extend to 10^{-7} to 10^{-6} Hz (model for non-grav. accelerations?).
- For particular sources in the 10^{-5} to 10^{-3} Hz region can use template and optimal filtering. With one year data achieve $h \leq 10^{-18}$.
- Insufficient for expected sources (eg. for BHB expect $h \leq 10^{-19}$).
- But may be useful for constraints on astrophysical models, and leaves door open for surprises.

Conclusion

SAGAS offers a unique possibility for a mission combining equally attractive objectives in fundamental physics and solar system exploration.

- Allows testing gravity at distance scales and with a sensitivity unattainable in ground or terrestrial orbit experiments.
- Theory (unification models) expects to see modifications of known physics, in particular of GR, in sensitivity regions probed by SAGAS.
- Observation at very large scales (galaxies, cosmology) also gives rise to some interrogation \Rightarrow design controlled experiments at largest possible distances.
- **Potential for a major discovery in physics and major contribution to constraining theoretical models.**
- Kuiper Belt (KB) potentially holds clues for planetary formation processes, and gives rise to fundamental questions (mass deficit?).
- KB objects (KBOs) very distant, small, and difficult to observe
 \Rightarrow in situ gravitational measurements provide valuable information on KB total mass, KB mass distribution, and individual KBOs.
- Planetary fly by (Jupiter in particular) will allow significant improvement on knowledge of its gravity and thus the planetary system as a whole.
- **Major contribution to the understanding of planetary formation in the solar system, with potential for new discoveries (KB mass, new KBOs).**